



Economics Group

Interest Rate Weekly

John E. Silvia, Chief Economist
john.e.silvia@wellsfargo.com • (704) 410-3275
Michael A. Brown, Economist
michael.a.brown@wellsfargo.com • (704) 410-3278
Michael Pugliese, Economic Analyst
michael.d.pugliese@wellsfargo.com • (704) 410-3156

Optimism on Rates: Avoiding a Bigger Bear Market

An increase in expectations for economic growth, inflation and central bank tightening would appear to signal a bear market in bonds. Given these factors, how can the bond market avoid the bigger bear?

Higher Growth Expectations Yet Lower Rates?

Over the past three years, consensus expectations have overestimated the 10-year U.S. Treasury rate. Looking ahead, a policy mix of expansionary fiscal policy and tighter monetary policy would, historically, be associated with a stronger dollar and higher Treasury benchmark rates. That is the traditional expectation that the financial markets have already discounted. However, historically, better economic growth and/or expansionary fiscal policy has not always been associated with higher bond yields. The outcome depends on the degree of acceleration in economic activity, prices and Fed actions relative to what is already discounted. Recall the taper tantrum of 2013, which led to a spike in rates due to an unexpected outcome, the removal of some monetary policy accommodation (top graph).

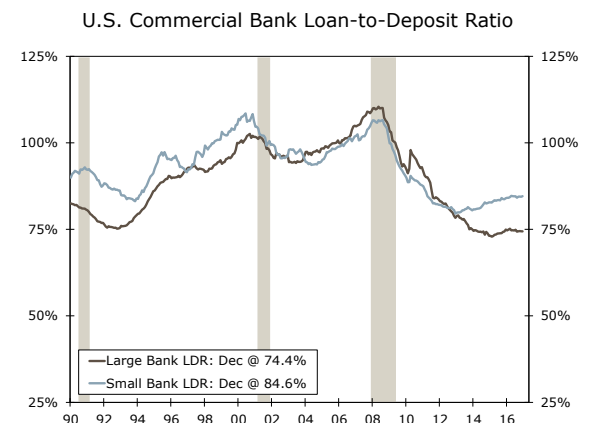
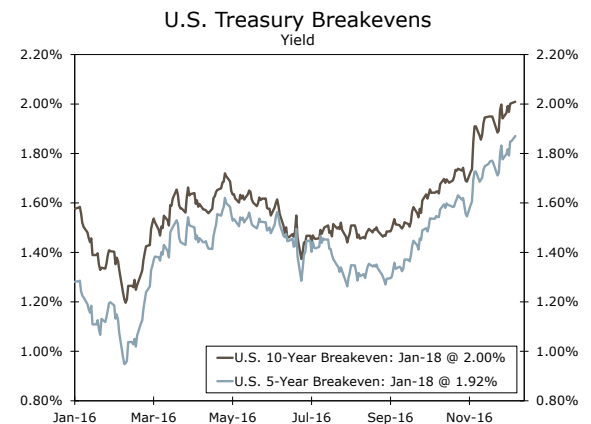
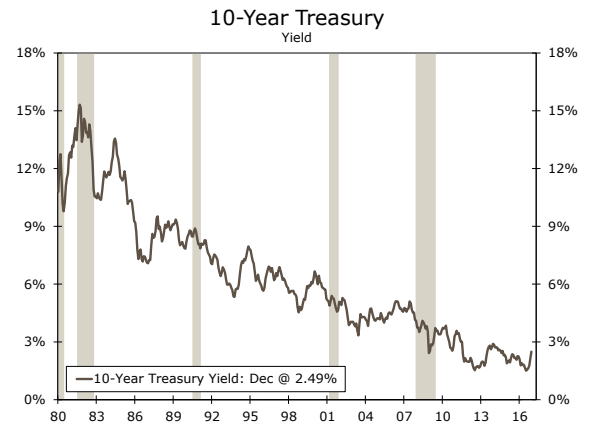
Inflation: What You Get, What You Expected

Breakeven inflation expectations for five-year and 10-year horizons have risen since election day—by 31 basis points for the five-year and 27 basis points for the 10-year. Are these adjustments just a catch-up to the past or a projection of further inflation premiums in the future? The optimistic case is that the increase in inflation will not be sustained significantly in the future. If so, then the Fed may be able to live with less than the three funds rate increases projected for 2017. Once again, over the past three years, we have witnessed FOMC members consistently over-forecast inflation as well as their response via the fed funds rate.

If inflation remains at a more moderate pace than some are currently projecting—perhaps reflecting continued seller competition, dollar appreciation, and/or more modest energy price increases—then the FOMC will not need to be as aggressive in raising the funds rate. Moreover, estimates of the neutral fed funds rate indicate that the rate remains below its historical average of prior cycles. The recent policy proposals aimed at increasing the repatriation of capital held abroad, which would boost the cash position of domestic firms as a source of funds and thus reduce business loan demand, may also support the case for lower interest rates going forward than otherwise might be the case.

Bank Credit: More Liquidity Than Presumed?

Policy proposals to scale back financial regulations and reduce the tensions between regulators and the regulated may free up bank capital and allow for greater lending. Moreover, if there is a greater expectation for domestic economic growth, then both bank and non-bank credit may open up. As shown in the bottom graph, there is significant liquidity in the banking system available to increase the supply of credit if faster economic growth leads to an increased demand for credit. As a result, interest rates may not rise as much or as quickly as some analysts are projecting. Where real economic opportunity is present, credit will find its way.



Wells Fargo U.S. Interest Rate Forecast

	Actual				Forecast							
	2016				2017				2018			
	1Q	2Q	3Q	4Q	1Q	2Q	3Q	4Q	1Q	2Q	3Q	4Q
Quarter End Interest Rates												
Federal Funds Target Rate	0.50	0.50	0.50	0.75	0.75	1.00	1.00	1.25	1.25	1.50	1.75	2.00
3 Month LIBOR	0.63	0.65	0.85	1.00	1.05	1.25	1.25	1.50	1.50	1.75	2.00	2.25
Prime Rate	3.50	3.50	3.50	3.75	3.75	4.00	4.00	4.25	4.25	4.50	4.75	5.00
Conventional Mortgage Rate	3.69	3.57	3.46	4.20	4.22	4.24	4.26	4.29	4.31	4.38	4.43	4.49
3 Month Bill	0.21	0.26	0.29	0.51	0.57	0.78	0.84	1.02	1.10	1.30	1.50	1.75
6 Month Bill	0.39	0.36	0.45	0.62	0.69	0.88	0.94	1.12	1.20	1.40	1.60	1.85
1 Year Bill	0.59	0.45	0.59	0.85	0.88	1.03	1.08	1.38	1.46	1.65	1.82	2.02
2 Year Note	0.73	0.58	0.77	1.20	1.23	1.35	1.42	1.66	1.73	1.91	2.08	2.22
5 Year Note	1.21	1.01	1.14	1.93	1.95	1.99	2.06	2.21	2.27	2.38	2.49	2.62
10 Year Note	1.78	1.49	1.60	2.45	2.47	2.50	2.53	2.57	2.60	2.68	2.74	2.81
30 Year Bond	2.61	2.30	2.32	3.06	3.10	3.18	3.21	3.29	3.32	3.40	3.48	3.56

Forecast as of: January 11, 2017

Wells Fargo U.S. Economic Forecast and FOMC Central Tendency Projections

	2016	2017	2018
Change in Real Gross Domestic Product			
Wells Fargo	1.7	2.4	2.2
FOMC	1.8 to 1.9	1.9 to 2.3	1.8 to 2.2
Unemployment Rate			
Wells Fargo	4.7	4.6	4.5
FOMC	4.7 to 4.8	4.5 to 4.6	4.3 to 4.7
PCE Inflation			
Wells Fargo	1.5	2.0	2.3
FOMC	1.5	1.7 to 2.0	1.9 to 2.0
"Core" PCE Deflator			
Wells Fargo	1.7	1.9	2.1
FOMC	1.7 to 1.8	1.8 to 1.9	1.9 to 2.0

Forecast as of: January 11, 2017

NOTE: Projections of change in real gross domestic product (GDP) and in inflation are from the fourth quarter of the previous year to the fourth quarter of the year indicated. PCE inflation is the percentage rate of change in the price index for personal consumption expenditures (PCE). Projections for the unemployment rate are for the average civilian unemployment rate in the fourth quarter of the year indicated.

Fed Data as of: December 14, 2016

Source: IHS Global Insight, Bloomberg LP, Federal Reserve Board and Wells Fargo Securities

Wells Fargo Securities Economics Group

Diane Schumaker-Krieg	Global Head of Research, Economics & Strategy	(704) 410-1801 (212) 214-5070	diane.schumaker@wellsfargo.com
John E. Silvia, Ph.D.	Chief Economist	(704) 410-3275	john.silvia@wellsfargo.com
Mark Vitner	Senior Economist	(704) 410-3277	mark.vitner@wellsfargo.com
Jay H. Bryson, Ph.D.	Global Economist	(704) 410-3274	jay.bryson@wellsfargo.com
Sam Bullard	Senior Economist	(704) 410-3280	sam.bullard@wellsfargo.com
Nick Bennenbroek	Currency Strategist	(212) 214-5636	nicholas.bennenbroek@wellsfargo.com
Anika R. Khan	Senior Economist	(212) 214-8543	anika.khan@wellsfargo.com
Eugenio J. Alemán, Ph.D.	Senior Economist	(704) 410-3273	eugenio.j.aleman@wellsfargo.com
Azhar Iqbal	Econometrician	(704) 410-3270	azhar.iqbal@wellsfargo.com
Tim Quinlan	Senior Economist	(704) 410-3283	tim.quinlan@wellsfargo.com
Eric Viloría, CFA	Currency Strategist	(212) 214-5637	eric.viloria@wellsfargo.com
Sarah House	Economist	(704) 410-3282	sarah.house@wellsfargo.com
Michael A. Brown	Economist	(704) 410-3278	michael.a.brown@wellsfargo.com
Jamie Feik	Economist	(704) 410-3291	jamie.feik@wellsfargo.com
Erik Nelson	Currency Analyst	(212) 214-5652	erik.f.nelson@wellsfargo.com
Misa Batcheller	Economic Analyst	(704) 410-3060	misa.n.batcheller@wellsfargo.com
Michael Pugliese	Economic Analyst	(704) 410-3156	michael.d.pugliese@wellsfargo.com
Julianne Causey	Economic Analyst	(704) 410-3281	julianne.causey@wellsfargo.com
E. Harry Pershing	Economic Analyst	(704) 410-3034	edward.h.pershing@wellsfargo.com
Donna LaFleur	Executive Assistant	(704) 410-3279	donna.lafleur@wellsfargo.com
Dawne Howes	Administrative Assistant	(704) 410-3272	dawne.howes@wellsfargo.com

Wells Fargo Securities Economics Group publications are produced by Wells Fargo Securities, LLC, a U.S. broker-dealer registered with the U.S. Securities and Exchange Commission, the Financial Industry Regulatory Authority, and the Securities Investor Protection Corp. Wells Fargo Securities, LLC, distributes these publications directly and through subsidiaries including, but not limited to, Wells Fargo & Company, Wells Fargo Bank N.A., Wells Fargo Advisors, LLC, Wells Fargo Securities International Limited, Wells Fargo Securities Asia Limited and Wells Fargo Securities (Japan) Co. Limited. Wells Fargo Securities, LLC is registered with the Commodities Futures Trading Commission as a futures commission merchant and is a member in good standing of the National Futures Association. Wells Fargo Bank, N.A. is registered with the Commodities Futures Trading Commission as a swap dealer and is a member in good standing of the National Futures Association. Wells Fargo Securities, LLC and Wells Fargo Bank, N.A. are generally engaged in the trading of futures and derivative products, any of which may be discussed within this publication. Wells Fargo Securities, LLC does not compensate its research analysts based on specific investment banking transactions. Wells Fargo Securities, LLC's research analysts receive compensation that is based upon and impacted by the overall profitability and revenue of the firm which includes, but is not limited to investment banking revenue. The information and opinions herein are for general information use only. Wells Fargo Securities, LLC does not guarantee their accuracy or completeness, nor does Wells Fargo Securities, LLC assume any liability for any loss that may result from the reliance by any person upon any such information or opinions. Such information and opinions are subject to change without notice, are for general information only and are not intended as an offer or solicitation with respect to the purchase or sales of any security or as personalized investment advice. Wells Fargo Securities, LLC is a separate legal entity and distinct from affiliated banks and is a wholly owned subsidiary of Wells Fargo & Company © 2017 Wells Fargo Securities, LLC.

Important Information for Non-U.S. Recipients

For recipients in the EEA, this report is distributed by Wells Fargo Securities International Limited ("WFSIL"). WFSIL is a U.K. incorporated investment firm authorized and regulated by the Financial Conduct Authority. The content of this report has been approved by WFSIL a regulated person under the Act. For purposes of the U.K. Financial Conduct Authority's rules, this report constitutes impartial investment research. WFSIL does not deal with retail clients as defined in the Markets in Financial Instruments Directive 2007. The FCA rules made under the Financial Services and Markets Act 2000 for the protection of retail clients will therefore not apply, nor will the Financial Services Compensation Scheme be available. This report is not intended for, and should not be relied upon by, retail clients. This document and any other materials accompanying this document (collectively, the "Materials") are provided for general informational purposes only.

SECURITIES: NOT FDIC-INSURED/NOT BANK-GUARANTEED/MAY LOSE VALUE

WELLS
FARGO

SECURITIES