

# Economics Group

## Interest Rate Weekly

**John E. Silvia, Chief Economist**  
[john.silvia@wellsfargo.com](mailto:john.silvia@wellsfargo.com) • (704) 410-3275

### Credit and Growth: A Partnership Not Opposition

*Recent policy initiatives have focused on the implementation of fiscal policy to promote economic growth. Looking at the history of real growth, credit growth has been a solid, necessary partner.*

#### Growth and Debt Finance

As illustrated in the top graph, there is a close link between economic growth and domestic nonfinancial debt growth. This pattern reflects an interaction that works both ways. Economic growth prompts creditors and debtors to accept more debt as the expectation of growth, and thereby the increased financial rewards to creditors and debtors, improves. In turn, the availability of credit opens up opportunities for entrepreneurs to pursue prospects for growth.

During the most recent economic expansion, the very modest pace of debt growth has been associated with a period of subpar real economic growth. In part, this pattern may reflect the emphasis on financial regulation to avoid risk-taking that may have put a damper on financing any idea that carried a perception of risk.

#### The Specific Issue of Private Credit

During the current economic expansion, the pace of private credit growth to the consumer and business sectors has been particularly weak relative to prior economic expansions (middle graph). Since both the business and consumer sectors are major contributors to economic growth and job gains, then it is not a surprise that the overall pace of economic growth and job gains have been modest, at best, during the current cycle. This is particularly apparent by the big drag of credit during the first few years of this expansion.

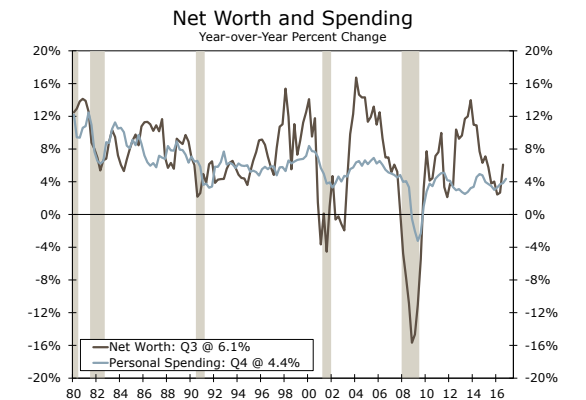
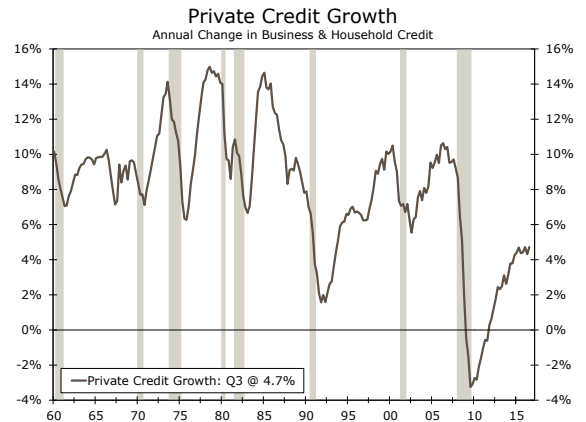
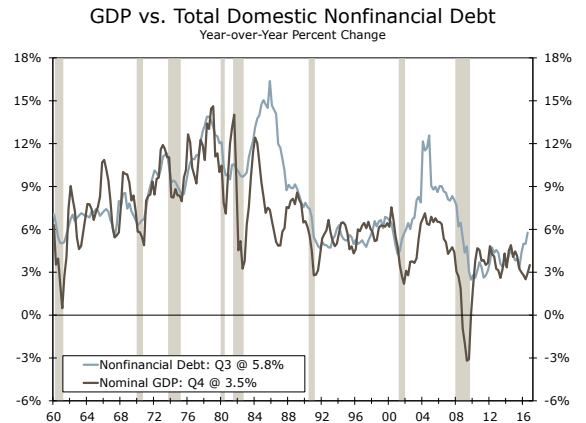
This interaction of private credit and spending imparts a pro-cyclical pattern to both economic activities which, if not carefully monitored, creates an abrupt halt to both when perceptions of risk and economic growth opportunities are altered.

#### Household Net Worth: A Balancing Act

During the latest downturn, the hit to real estate values was very evident in the steep drop off in household net worth as illustrated in the bottom graph. Each prior recession (1981-1982, 1990-1991, 2001) was associated with a decline in the growth of net worth but not to the extent experienced in the 2007-2009 period. Each recession, including 2007-2009, was associated with a decline in the growth rate of consumer spending.

Once again the link between financial/real asset values and consumer spending emphasizes our view that credit growth and economic growth are closely linked and that this link must be considered by public policymakers.

Current economic policy proposals favor faster growth and easier financial regulation. If thoughtful actions are taken, then faster growth can be achieved within a reasonable risk-taking environment.



## Wells Fargo U.S. Interest Rate Forecast

|                            | <b>Actual</b> |           |           |           | <b>Forecast</b> |           |           |           |             |           |           |           |
|----------------------------|---------------|-----------|-----------|-----------|-----------------|-----------|-----------|-----------|-------------|-----------|-----------|-----------|
|                            | <b>2016</b>   |           |           |           | <b>2017</b>     |           |           |           | <b>2018</b> |           |           |           |
|                            | <b>1Q</b>     | <b>2Q</b> | <b>3Q</b> | <b>4Q</b> | <b>1Q</b>       | <b>2Q</b> | <b>3Q</b> | <b>4Q</b> | <b>1Q</b>   | <b>2Q</b> | <b>3Q</b> | <b>4Q</b> |
| Quarter End Interest Rates |               |           |           |           |                 |           |           |           |             |           |           |           |
| Federal Funds Target Rate  | 0.50          | 0.50      | 0.50      | 0.75      | 0.75            | 1.00      | 1.00      | 1.25      | 1.25        | 1.50      | 1.75      | 2.00      |
| 3 Month LIBOR              | 0.63          | 0.65      | 0.85      | 1.00      | 1.05            | 1.25      | 1.25      | 1.50      | 1.50        | 1.75      | 2.00      | 2.25      |
| Prime Rate                 | 3.50          | 3.50      | 3.50      | 3.75      | 3.75            | 4.00      | 4.00      | 4.25      | 4.25        | 4.50      | 4.75      | 5.00      |
| Conventional Mortgage Rate | 3.69          | 3.57      | 3.46      | 4.20      | 4.22            | 4.24      | 4.26      | 4.30      | 4.33        | 4.41      | 4.47      | 4.54      |
| 3 Month Bill               | 0.21          | 0.26      | 0.29      | 0.51      | 0.57            | 0.78      | 0.84      | 1.02      | 1.10        | 1.30      | 1.50      | 1.76      |
| 6 Month Bill               | 0.39          | 0.36      | 0.45      | 0.62      | 0.69            | 0.88      | 0.94      | 1.12      | 1.20        | 1.40      | 1.61      | 1.87      |
| 1 Year Bill                | 0.59          | 0.45      | 0.59      | 0.85      | 0.86            | 1.03      | 1.08      | 1.38      | 1.46        | 1.66      | 1.84      | 2.05      |
| 2 Year Note                | 0.73          | 0.58      | 0.77      | 1.20      | 1.23            | 1.35      | 1.42      | 1.66      | 1.75        | 1.93      | 2.11      | 2.26      |
| 5 Year Note                | 1.21          | 1.01      | 1.14      | 1.93      | 1.95            | 1.99      | 2.06      | 2.21      | 2.29        | 2.40      | 2.52      | 2.66      |
| 10 Year Note               | 1.78          | 1.49      | 1.60      | 2.45      | 2.47            | 2.50      | 2.53      | 2.57      | 2.62        | 2.71      | 2.78      | 2.86      |
| 30 Year Bond               | 2.61          | 2.30      | 2.32      | 3.06      | 3.15            | 3.23      | 3.26      | 3.34      | 3.40        | 3.49      | 3.58      | 3.67      |

Forecast as of: February 8, 2017

## Wells Fargo U.S. Economic Forecast and FOMC Central Tendency Projections

|  | <b>2016</b> | <b>2017</b> | <b>2018</b> |
|--|-------------|-------------|-------------|
| <b>Change in Real Gross Domestic Product</b> |             |             |             |
| Wells Fargo                                  | 1.9         | 2.2         | 2.5         |
| FOMC   | 1.8 to 1.9  | 1.9 to 2.3  | 1.8 to 2.2  |
| <b>Unemployment Rate</b>                     |             |             |             |
| Wells Fargo                                  | 4.7         | 4.6         | 4.5         |
| FOMC   | 4.7 to 4.8  | 4.5 to 4.6  | 4.3 to 4.7  |
| <b>PCE Inflation</b>                         |             |             |             |
| Wells Fargo                                  | 1.5         | 2.0         | 2.4         |
| FOMC   | 1.5         | 1.7 to 2.0  | 1.9 to 2.0  |
| <b>"Core" PCE Deflator</b>                   |             |             |             |
| Wells Fargo                                  | 1.7         | 1.9         | 2.2         |
| FOMC   | 1.7 to 1.8  | 1.8 to 1.9  | 1.9 to 2.0  |

Forecast as of: February 8, 2017

NOTE: Projections of change in real gross domestic product (GDP) and in inflation are from the fourth quarter of the previous year to the fourth quarter of the year indicated. PCE inflation is the percentage rate of change in the price index for personal consumption expenditures (PCE). Projections for the unemployment rate are for the average civilian unemployment rate in the fourth quarter of the year indicated.

Fed Data as of: December 14, 2016

Source: IHS Global Insight, Bloomberg LP, Federal Reserve Board and Wells Fargo Securities

## Wells Fargo Securities Economics Group

|                          |  |                                  |                                     |
|--------------------------|--|----------------------------------|-------------------------------------|
| Diane Schumaker-Krieg    | Global Head of Research,<br>Economics & Strategy | (704) 410-1801<br>(212) 214-5070 | diane.schumaker@wellsfargo.com      |
| John E. Silvia, Ph.D.    | Chief Economist                                  | (704) 410-3275                   | john.silvia@wellsfargo.com          |
| Mark Vitner              | Senior Economist                                 | (704) 410-3277                   | mark.vitner@wellsfargo.com          |
| Jay H. Bryson, Ph.D.     | Global Economist                                 | (704) 410-3274                   | jay.bryson@wellsfargo.com           |
| Sam Bullard              | Senior Economist                                 | (704) 410-3280                   | sam.bullard@wellsfargo.com          |
| Nick Bennenbroek         | Currency Strategist                              | (212) 214-5636                   | nicholas.bennenbroek@wellsfargo.com |
| Anika R. Khan            | Senior Economist                                 | (212) 214-8543                   | anika.khan@wellsfargo.com           |
| Eugenio J. Alemán, Ph.D. | Senior Economist                                 | (704) 410-3273                   | eugenio.j.aleman@wellsfargo.com     |
| Azhar Iqbal              | Econometrician                                   | (704) 410-3270                   | azhar.iqbal@wellsfargo.com          |
| Tim Quinlan              | Senior Economist                                 | (704) 410-3283                   | tim.quinlan@wellsfargo.com          |
| Eric Viloría, CFA        | Currency Strategist                              | (212) 214-5637                   | eric.viloria@wellsfargo.com         |
| Sarah House              | Economist  | (704) 410-3282                   | sarah.house@wellsfargo.com          |
| Michael A. Brown         | Economist  | (704) 410-3278                   | michael.a.brown@wellsfargo.com      |
| Jamie Feik               | Economist  | (704) 410-3291                   | jamie.feik@wellsfargo.com           |
| Erik Nelson              | Currency Analyst                                 | (212) 214-5652                   | erik.f.nelson@wellsfargo.com        |
| Misa Batcheller          | Economic Analyst                                 | (704) 410-3060                   | misa.n.batcheller@wellsfargo.com    |
| Michael Pugliese         | Economic Analyst                                 | (704) 410-3156                   | michael.d.pugliese@wellsfargo.com   |
| Julianne Causey          | Economic Analyst                                 | (704) 410-3281                   | julianne.causey@wellsfargo.com      |
| E. Harry Pershing        | Economic Analyst                                 | (704) 410-3034                   | edward.h.pershing@wellsfargo.com    |
| Donna LaFleur            | Executive Assistant                              | (704) 410-3279                   | donna.lafleur@wellsfargo.com        |
| Dawne Howes              | Administrative Assistant                         | (704) 410-3272                   | dawne.howes@wellsfargo.com          |

Wells Fargo Securities Economics Group publications are produced by Wells Fargo Securities, LLC, a U.S. broker-dealer registered with the U.S. Securities and Exchange Commission, the Financial Industry Regulatory Authority, and the Securities Investor Protection Corp. Wells Fargo Securities, LLC, distributes these publications directly and through subsidiaries including, but not limited to, Wells Fargo & Company, Wells Fargo Bank N.A., Wells Fargo Advisors, LLC, Wells Fargo Securities International Limited, Wells Fargo Securities Asia Limited and Wells Fargo Securities (Japan) Co. Limited. Wells Fargo Securities, LLC is registered with the Commodities Futures Trading Commission as a futures commission merchant and is a member in good standing of the National Futures Association. Wells Fargo Bank, N.A. is registered with the Commodities Futures Trading Commission as a swap dealer and is a member in good standing of the National Futures Association. Wells Fargo Securities, LLC and Wells Fargo Bank, N.A. are generally engaged in the trading of futures and derivative products, any of which may be discussed within this publication. Wells Fargo Securities, LLC does not compensate its research analysts based on specific investment banking transactions. Wells Fargo Securities, LLC's research analysts receive compensation that is based upon and impacted by the overall profitability and revenue of the firm which includes, but is not limited to investment banking revenue. The information and opinions herein are for general information use only. Wells Fargo Securities, LLC does not guarantee their accuracy or completeness, nor does Wells Fargo Securities, LLC assume any liability for any loss that may result from the reliance by any person upon any such information or opinions. Such information and opinions are subject to change without notice, are for general information only and are not intended as an offer or solicitation with respect to the purchase or sales of any security or as personalized investment advice. Wells Fargo Securities, LLC is a separate legal entity and distinct from affiliated banks and is a wholly owned subsidiary of Wells Fargo & Company © 2017 Wells Fargo Securities, LLC.

### Important Information for Non-U.S. Recipients

For recipients in the EEA, this report is distributed by Wells Fargo Securities International Limited ("WFSIL"). WFSIL is a U.K. incorporated investment firm authorized and regulated by the Financial Conduct Authority. The content of this report has been approved by WFSIL a regulated person under the Act. For purposes of the U.K. Financial Conduct Authority's rules, this report constitutes impartial investment research. WFSIL does not deal with retail clients as defined in the Markets in Financial Instruments Directive 2007. The FCA rules made under the Financial Services and Markets Act 2000 for the protection of retail clients will therefore not apply, nor will the Financial Services Compensation Scheme be available. This report is not intended for, and should not be relied upon by, retail clients. This document and any other materials accompanying this document (collectively, the "Materials") are provided for general informational purposes only.

SECURITIES: NOT FDIC-INSURED/NOT BANK-GUARANTEED/MAY LOSE VALUE

WELLS  
FARGO

SECURITIES