

Envelope-Free ATM: What's in it for you?

- ▶ **Saves you time** –
No need to fill out an envelope
- ▶ **Fast transactions** –
Insert cash and checks directly into the *Envelope-Free* ATM
- ▶ **Does the math for you** –
Deposits totaled on-screen
- ▶ **Instant deposit verification** –
View images of checks on-screen
- ▶ **Funds available immediately** –
For cash deposits
- ▶ **Deposit cut-off time** –
For checks deposited Mon - Fri is 9 p.m. (8 p.m. in Alaska)
- ▶ **Proof-positive receipt options** –
Check images appear on the receipt or choose itemized totals

Frequently Asked Questions

- 1. Can I use an envelope for my deposits?**
No. Insert cash and checks directly into the *Envelope-Free* ATM. ATM screen instructions will guide you through the deposit process.
Note: Please make sure the checks are face up with the account number line on the right.
- 2. Can I verify the accuracy of my deposit before completing the transaction?**
Yes. You can see each check and the amount on-screen for instant verification. For cash deposits, you'll see a count of each denomination.
- 3. Are my deposits credited faster?**
Yes. Cash deposits are available for use immediately. Check deposits made on weekdays by 9 p.m. (8 p.m. in Alaska) are considered received on the same day. If made on a bank holiday or weekend, the check deposit will be considered received the next business day.
- 4. What should I do if I experience problems depositing?**
Problems with *Envelope-Free* ATMs are rare, but if you do experience difficulties please visit your local store during business hours or call 1-800-TO-WELLS (1-800-869-3557).
- 5. Is there a way I can share my comments with Wells Fargo Bank about the *Envelope-Free* ATM?**
Yes. Please e-mail your comments to us at ATMs@wellsfargo.com.

WELLS
FARGO

Envelope-FreeSM ATMs

DEPOSIT



Cut-off time for check deposits is 9 p.m. (8 p.m. in Alaska).

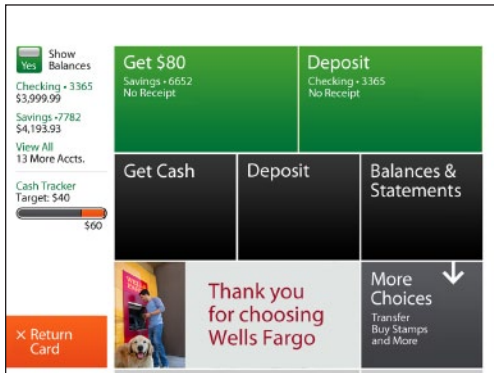
Cash deposits are immediately available.

Together we'll go far



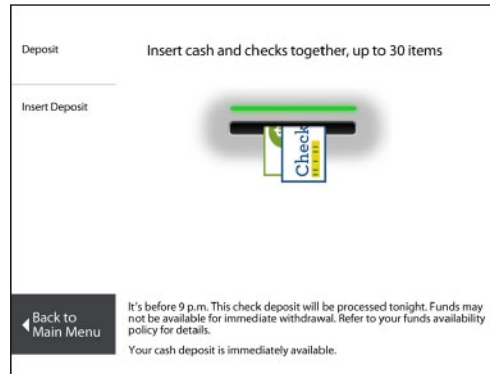
Insert cash and checks directly into the ATM

Don't use an envelope



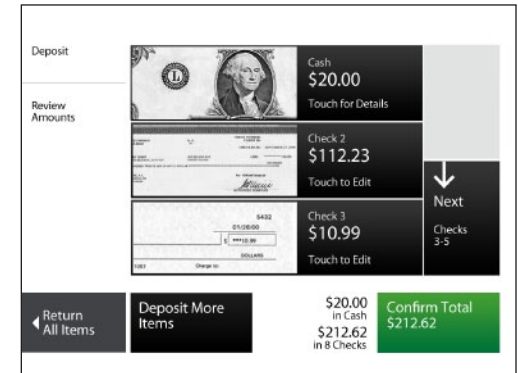
Fast. Easy. Convenient.®

Choose the “Deposit” option from the main menu to make your deposit.



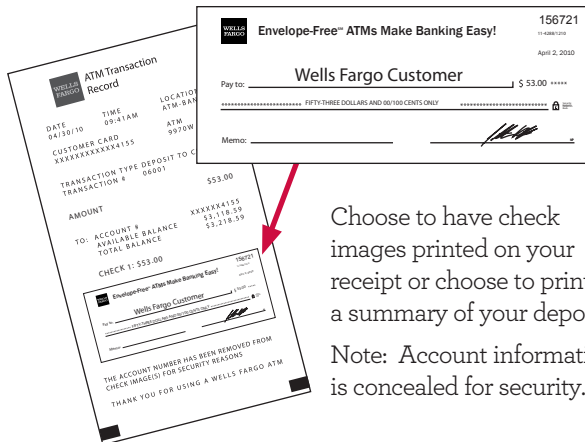
Envelope-Free Deposits

Follow on screen instructions when inserting cash and checks into the deposit slot. Checks should be faced up with account numbers to the right.



Quick, Reliable Deposits

The ATM automatically sorts and counts your deposit. You have the option of viewing the scanned image of your check and editing the amount.




Choose to have check images printed on your receipt or choose to print a summary of your deposit.

Note: Account information is concealed for security.

Proof-Positive Receipts

You'll get a receipt that shows you exactly what you deposited.



Deposit Cut-off Time

Cut-off time for check deposits is 9 p.m. (8 p.m. in Alaska). Cash deposits are immediately available.



Go “Green”

Envelope-Free deposits help reduce waste while conserving valuable natural resources.

Try it today.